


HOW TO HISTORIAN

2019 WJCL GUIDE



SALVETE HISTORIANS!

Your Complete Guide to the Process of Scrapbook Creation



WITHIN THIS ISSUE

Planning - 4

Paper Scrapbook - 6

THIS IS FOR YOU...

Or any member of the WJCL seeking to promote the classics through the preservation of memories.

Here is your complete guide to the process of scrapbook creation. The WJCL holds a scrapbook competition annually as part of the Graphic Arts Contest at the WJCL State Convention. Only one scrapbook submission is accepted from each local chapter. The purpose of a chapter's scrapbook is to document the memories from the past year's events in photographs, among other documents. The process may appear overwhelming, but this publication's purpose is to breakdown the process of scrapbook creation, giving new historians and small chapters guidance and encouraging their participation.





Planning



STEP 1: UNDERSTANDING THE RULES

An understanding of the rules and rubric will lead the process. Found on the WJCL website, the rules and rubric place an emphasis on

- Cover and Practicality
- Originality and Creativity
- Artwork
- Neatness
- Content
- Theme

STEP 2: TAKING PICTURES EVERYWHERE

The majority of the content within the scrapbook will be pictures, so photograph the events of your chapter! At the beginning of your term, Brainstorm your chapter's events including class activities (like a Roman wedding), club activities (like an ice cream social), and WJCL events (like state convention). Don't let any events pass by without you bringing your camera or taking photos! The rubric awards points for the representation of the entire year. Photos aren't the only thing to save; the rubric also values a diverse range of content, so save programs, menus, and agendas.

STEP 3: CHOOSING A THEME

Decidedly the most difficult part of scrapbook creation, choosing a theme sets up the proceeding creative elements. The rubric awards points based on the prevalence of the theme, correlation with the artwork, originality, and continuity.

The Paper Scrapbook



ACQUIRING MATERIALS

cost and materials

To acquire the materials needed to create a scrapbook, you need to know your chapter's budget; talk to your treasurer or sponsor. Before purchasing materials, see what supplies your chapter or other club members can offer.

bindings

Figure out how to bind your scrapbook. The binding is the base for all other pages and cannot be an after thought. The rubric gives points for artistic value, originality of design, practicality, and ease of handling, with no points for store bought books.



ASSEMBLING THE FINAL PRODUCT

Allow adequate time for assembling the scrapbook.




It will take more time than expected. After completing the planning in the previous steps, compile the scrapbook throughout the year as events occur. When working, remember to be creative with incorporating your theme, constructing fun and fresh page layouts, and including original artwork; the rubric values quality artwork and accurate lettering featured throughout the scrapbook.



Historian's Note

Remember that scrapbooking is an art form, and all artists must suffer for their art, often by some late nights leading up to convention. Nothing is more rewarding than seeing your chapter page through the scrapbook once it is finished.

Bona Fortuna,
Elizabeth Foster
WJCL Historian 2019-2020



PTOTO OF THE MONTH CONTEST



Get Submissions

Using promotional posts on Instagram and Facebook to encourage submissions to photo contests is a great way to involve your school in the WJCL community! The easiest way to make promotional posts is to use the design site Canva. There is a Canva app for mobile phones designed specifically to create posts for social media sites, making the process super easy and used friendly for new users. Fun and eye catching posts brighten up social media pages and make them more inviting with easily accessible information for followers.

For events such as Saturnalia month -- December -- Pre Convention, Convention, and Nationals, special editions of Photo of the Month Contests are fun ways to share local chapters' events and traditions with each other. Submissions work best through email, instagram direct messaging, or facebook messaging. Promoting special edition contests can easily be done using the methods listed on the previous page.



Special Editions